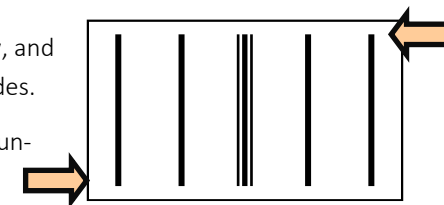


Rules

Setting the board

At the beginning of the match the board is empty, and the players enter it starting from two opposite sides.

The extremity of the lines indicates where the counters must be placed.

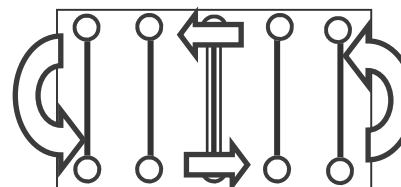


Aim of the game


The ancient Greeks called the central line 'the sacred one' and the aim of the game is to reach its opposite side with all the pieces.

How to play.

1~ The counters move anti-clockwise.



2~ On your turn you must throw 2 dice and their sum indicates the number of places a piece can move.



3~ You cannot enter a position already occupied by a piece (yours or the enemy's) and it is only possible to place multiple pieces belonging to the same player on the central line.



4~ after a throw of dice it is mandatory to move a piece, even if it is unfavorable, such as when you must move a piece that already reached the sacred line, The only exception is in the particular and rare case that all the positions are already occupied.